



## Cortina 2023 FIS Para Alpine Ski World Cup

## Slalom 2 (Men)

## Official ranking



## COMPETITION JURY

TECHNICAL DELEGATE	Perko Bojan	(SLO)
FIS RACE DIRECTOR	Skutelj Anja	(FIS)
CHIEF OF RACE	Gobbo Matteo	(ITA)
REFEREE	Blattmann Hans	(NOR)

## WEATHER

CONDITIONS	Sunny
SNOW	Compact
AIR TEMPERATURE	0,0 °C

E-timing

## Run 1

COURSESETTER	Frey Thomas	(FRA)
FORERUNNERS	- A - Corti Brando	(ITA)
	- B - Fernandez Samuel	(CHI)
COURSE	Olympia delle Tofane	
START	1735 m	
FINISH	1560 m	
DROP	175 m	
HOMOLOGATION	13960/01/21	
GATES	52	
DIRECTIONS	49	
STARTING TIME	09:15	

## Run 2

	Wolf Justus	(GER)
- A -	Corti Brando	(ITA)
- B -	Fernandez Samuel	(CHI)
COURSE	Olympia delle Tofane	
START	1735 m	
FINISH	1560 m	
DROP	175 m	
HOMOLOGATION	13960/01/21	
GATES	53	
DIRECTIONS	52	
STARTING TIME	12:15	

APPLIED PENALTY: 0,00      CALCULATED PENALTY: 2,68  
Number of competitors: 44, Number of NSA: 20

F = 610

Rnk Bib Name Guide Year Nat SpCl Run 1 H (Rnk) Run 2 H (Rnk) Time H Gap H Points el 0 : WC Pts.

## Men / Vision Impaired

1	23	BERTAGNOLLI Giacomo	Ravelli Andrea	1999		B3	39.72 (1)	44.72 (1)	<b>1:24.44</b>	17,46	100
2	21	DELEPLACE Hyacinthe	Piccard Roy	1989		B2	46.02 (3)	45.79 (2)	<b>1:31.81</b>	7.37	72,23
3	22	RAUEN Alexander	Staubitzer Benedikt	2001		B3	44.10 (2)	47.78 (3)	<b>1:31.88</b>	7.44	72,75
4	26	HWANG Mingyu	Jung Sanghyun	1996		B3	47.74 (4)	49.53 (4)	<b>1:37.27</b>	12.83	112,80
5	25	KUBACKA Marek	Zatovicova Maria	1988		B1	52.75 (5)	53.80 (5)	<b>1:46.55</b>	22.11	181,76

Did Not Finish - Run 1 (1)

24 LEACH Logan Petit Julien 2002 B3

Disqualified - Run 1 (1)

27 JENSEN Patrick Jackson Ethan 1996 B2 Gate 46

## Men / Standing

1	35	BAUCHET Arthur		2000		LW3	38.25 (1)	43.84 (1)	<b>1:22.09</b>	0,00	100
2	29	SEGRS Jules		2002		LW9-2	41.73 (2)	47.49 (5)	<b>1:29.22</b>	7.13	52,98
3	38	PELIZZARI Federico		2000		LW6/8-2	42.79 (4)	47.03 (3)	<b>1:29.82</b>	7.73	57,44
4	34	LINDSTROEM Aaron		2000		LW6/8-2	42.74 (3)	47.36 (4)	<b>1:30.10</b>	8.01	59,52
5	32	WALSH Thomas Charles		1995		LW4	43.68 (8)	46.60 (2)	<b>1:30.28</b>	8.19	60,86
6	36	HALL Adam		1987		LW1	43.01 (5)	48.05 (9)	<b>1:31.06</b>	8.97	66,65
7	41	BROISIN Jordan		1993		LW4	43.47 (7)	47.74 (6)	<b>1:31.21</b>	9.12	67,77
8	28	BURNHAM Oscar		1999		LW6/8-2	44.02 (9)	47.79 (7)	<b>1:31.81</b>	9.72	72,23
9	39	KIIVERI Santeri		2000		LW6/8-1	44.12 (10)	47.94 (8)	<b>1:32.06</b>	9.97	74,09
10	33	KEEFE Jesse		2004		LW4	44.12 (10)	49.61 (13)	<b>1:33.73</b>	11.64	86,50
11	40	BENDOTTI Davide		1994		LW2	44.63 (12)	49.27 (11)	<b>1:33.90</b>	11.81	87,76
12	37	HARAGHEY Andrew		1995		LW1	45.27 (13)	48.80 (10)	<b>1:34.07</b>	11.98	89,02
13	31	PUIG DAVI Roger		1997		LW9-2	43.29 (6)	51.49 (16)	<b>1:34.78</b>	12.69	94,30
14	46	KRESS Leander		2001		LW2	47.06 (17)	49.37 (12)	<b>1:36.43</b>	14.34	106,56

17.3.2023. / Cortina

ASAE23 (0131) / 17.3.2023. at 13:20 / Page 1/2

Vola Timing (www.vola.fr) / SkiAlp Pro 11.1.03

SPEED-timing

## Cortina 2023 FIS Para Alpine Ski World Cup

## Slalom 2 (Men)

## Official ranking

Rnk	Bib	Name	Guide	Year	Nat	SpCl	Run 1 H (Rnk)	Run 2 H (Rnk)	Time H	Gap H	Points	el 0 : WC Pts.
15	44	PAJANTSCHITSCH Nico		1997		LW6/8-2	46.62 (16)	50.85 (15)	1:37.47	15.38	114,29	0
16	30	HALGREN Patrick		1992		LW2	45.88 (15)	51.68 (17)	1:37.56	15.47	114,96	0
17	48	KOIKE Gakuta		1982		LW6/8-1	47.30 (18)	50.76 (14)	1:38.06	15.97	118,67	0
18	42	PFYL Thomas		1987		LW9-2	45.40 (14)	57.74 (19)	1:43.14	21.05	156,42	0
19	49	VAVERKA Tomas		1982		LW9-2	50.03 (20)	53.73 (18)	1:43.76	21.67	161,03	0

Did Not Finish - Run 1 (1)

45 SKOGLUND Arvid 2003 LW6/8-2

Disqualified - Run 1 (1)

43 TAKAHASHI Kohei 2000 LW9-2 Gate 50

Did Not Finish - Run 2 (1)

47 RACHBAUER Manuel 2000 LW9-2

## Men / Sitting

1	57	DE SILVESTRO Rene'		1996		LW12-1	39.36 (1)	43.56 (2)	1:22.92	6,17	100	
2	54	PEDERSEN Jesper		1999		LW11	40.82 (3)	43.53 (1)	1:24.35	1.43	16,79	80
3	56	PIERREL Victor		1992		LW11	40.41 (2)	45.45 (5)	1:25.86	2.94	28,01	60
4	59	BRAZ-DAGAND Lou		1995		LW10-2	41.00 (4)	45.02 (4)	1:26.02	3.10	29,20	50
5	60	MORII Taiki		1980		LW11	41.67 (7)	44.41 (3)	1:26.08	3.16	29,65	45
6	53	SUZUKI Takeshi		1988		LW12-2	41.45 (6)	46.73 (7)	1:28.18	5.26	45,25	40
7	61	BISQUERTT HUDSON Nicolas		1998		LW10-2	42.97 (8)	46.71 (6)	1:29.68	6.76	56,40	36
8	55	BALCHEN Magnus Valoe		1999		LW12-1	44.00 (9)	47.19 (8)	1:31.19	8.27	67,62	32
9	51	HANLON Josh		1997		LW12-2	45.30 (11)	48.17 (9)	1:33.47	10.55	84,56	29
10	50	DRUGAN Ravi		1989		LW12-2	44.59 (10)	48.99 (11)	1:33.58	10.66	85,38	26
11	63	SPEKSNIJDER Thijn		2000		LW12-1	47.52 (13)	48.36 (10)	1:35.88	12.96	102,47	0
12	52	BREWER Matthew Ryan		1975		LW12-2	48.66 (14)	52.93 (12)	1:41.59	18.67	144,90	0
13	64	DAMAS Christophe		2002		LW12-1	1:06.17 (15)	54.01 (13)	2:00.18	37.26	283,04	0

Did Not Finish - Run 2 (2)

58 DE LANGEN Niels 1998 LW12-2

62 PLANTEY Enrique 1982 LW11

RECAP	1st RUN	2nd RUN	
Records:			44
Did Not Start:	0	0	0
NOT PERMITTED TO START:	0	0	0
Did Not Finish:	2	3	5
Disqualified:	2	0	2
At Finish:	37		

Technical Delegate: #953 Bojan Perko (SLO)

# Cortina 2023 FIS Para Alpine Ski World Cup

## Slalom 2 (Men) Penalty calculation



Rnk	Bib	Name	Nat	Year	Category	SpCI	Points	Best 5	Race points
-----	-----	------	-----	------	----------	------	--------	--------	-------------

Best 10 at finish

1	35	BAUCHET Arthur		2000	Standing	LW3	0,00	0,00	0,00
2	57	DE SILVESTRO Rene'		1996	Sitting	LW12-1	6,54	6,54	6,17
3	54	PEDERSEN Jesper		1999	Sitting	LW11	9,95	9,95	16,79
4	23	BERTAGNOLLI Giacomo		1999	Vision Impaired	B3	0,00	0,00	17,46
5	56	PIERREL Victor		1992	Sitting	LW11	32,08	32,08	28,01
6	59	BRAZ-DAGAND Lou		1995	Sitting	LW10-2	55,11	-	-
7	60	MORII Taiki		1980	Sitting	LW11	35,60	-	-
8	53	SUZUKI Takeshi		1988	Sitting	LW12-2	40,23	-	-
9	29	SEGERS Jules		2002	Standing	LW9-2	65,29	-	-
10	61	BISQUERTT HUDSON Nicolas		1998	Sitting	LW10-2	79,14	-	-

Best 5 at start

4	23	BERTAGNOLLI Giacomo		1999	Vision Impaired	B3	0,00		
1	35	BAUCHET Arthur		2000	Standing	LW3	0,00		
2	57	DE SILVESTRO Rene'		1996	Sitting	LW12-1	6,54		
3	54	PEDERSEN Jesper		1999	Sitting	LW11	9,95		
DNF	58	DE LANGEN Niels		1998	Sitting	LW12-2	30,15		

(DNF: Did Not Finish, DSQ: Disqualified)

TOTAL

(B) List points of best 5 at start	46,64	
(A) List points of the best 5 to finish in top 10		48,57
(C) Race points of corresponding competitors		68,43

Calculated penalty (A + B - C) = 26,78 / 10	2,68
Correction value (Z)	0,00
Category adder	0,00
Applied penalty	<b>(2,68) 0,00</b>

Technical Delegate: #953 Bojan Perko (SLO)



## Cortina 2023 FIS Para Alpine Ski World Cup

## Slalom 2








## Run 1 analysis-Hdcp/NetTime

NetTime











Bib	Rnk	Name	Nat	Sec.1 H (Rnk)	Sec.2 H (Rnk)	Time H	Gap H	Sec.1	Sec.2	Time	Gap
-----	-----	------	-----	---------------	---------------	--------	-------	-------	-------	------	-----

## Women / Vision Impaired

1	4	MAZZEL Chiara		20.83 (4)	24.29 (4)	<b>45.12</b>	2.51	26.09	30.42	56.51	3.15
2	3	FITZPATRICK Menna		20.30 (3)	23.88 (3)	<b>44.18</b>	1.57	25.43	29.90	55.33	1.97
3		NIKOU Eva				Did Not Start					
4	2	STARY Elina		20.09 (2)	23.48 (2)	<b>43.57</b>	0.96	25.16	29.40	54.56	1.20
5	1	AIGNER Veronika		19.74 (1)	22.87 (1)	<b>42.61</b>		24.72	28.64	53.36	
6	5	CHOI Sara		22.69 (5)	26.77 (5)	<b>49.46</b>	6.85	28.42	33.52	1:01.94	8.58
7	6	BENNINK Maaïke		24.93 (6)	29.89 (6)	<b>54.82</b>	12.21	31.22	37.43	1:08.65	15.29

## Women / Standing

8	3	RICHARD Aurelie		22.90 (4)	25.14 (3)	<b>48.04</b>	6.55	22.90	25.14	48.04	4.84
9	4	ROTHFUSS Andrea		22.82 (3)	26.10 (4)	<b>48.92</b>	7.43	22.82	26.10	48.92	5.72
10	5	SMETISKO Lucija		24.28 (5)	27.55 (5)	<b>51.83</b>	10.34	24.28	27.55	51.83	8.63
11	7	JOHNSON Allie		26.82 (7)	30.54 (8)	<b>57.36</b>	15.87	27.97	31.84	59.81	16.61
12	1	AARSJOE Ebba		19.72 (1)	21.77 (1)	<b>41.49</b>		20.54	22.66	43.20	
13	8	VASPI Sheyne		27.53 (8)	30.45 (7)	<b>57.98</b>	16.49	28.46	31.47	59.93	16.73
14	2	RIEDER Anna-Maria		20.87 (2)	23.56 (2)	<b>44.43</b>	2.94	25.21	28.46	53.67	10.47
15	6	PETIT Claire		25.84 (6)	30.05 (6)	<b>55.89</b>	14.40	26.71	31.06	57.77	14.57

## Women / Sitting

16		O'BRIEN Saylor		25.95	35.47	Disqualified		34.46	47.09		
17	2	PASCUAL SECO Audrey		21.85 (2)	26.38 (2)	<b>48.23</b>	2.52	27.77	33.52	1:01.29	0.60
18	4	STEPHENS Laurie		24.09 (4)	28.12 (4)	<b>52.21</b>	6.50	31.99	37.34	1:09.33	8.64
19	1	FORSTER Anna-Lena		21.00 (1)	24.71 (1)	<b>45.71</b>		27.89	32.80	1:00.69	
20	3	KIVIRANTA Nette		23.83 (3)	26.43 (3)	<b>50.26</b>	4.55	32.51	36.05	1:08.56	7.87

## Men / Vision Impaired

21	3	DELEPLACE Hyacinthe		19.77 (2)	26.25 (4)	<b>46.02</b>	6.30	24.76	32.87	57.63	10.14
22	2	RAUEN Alexander		20.51 (3)	23.59 (2)	<b>44.10</b>	4.38	24.52	28.20	52.72	5.23
23	1	BERTAGNOLLI Giacomo		18.82 (1)	20.90 (1)	<b>39.72</b>		22.51	24.98	47.49	
24		LEACH Logan				Did Not Finish					
25	5	KUBACKA Marek		23.46 (5)	29.29 (5)	<b>52.75</b>	13.03	42.07	52.51	1:34.58	47.09
26	4	HWANG Mingyu		21.84 (4)	25.90 (3)	<b>47.74</b>	8.02	26.12	30.96	57.08	9.59
27		JENSEN Patrick		22.02	28.13	Disqualified		27.58	35.22		

## Men / Standing

28	9	BURNHAM Oscar		20.95 (12)	23.07 (8)	<b>44.02</b>	5.77	20.95	23.07	44.02	1.28
29	2	SEGERS Jules		19.53 (2)	22.20 (2)	<b>41.73</b>	3.48	22.20	25.23	47.43	4.69
30	15	HALGREN Patrick		21.02 (13)	24.86 (17)	<b>45.88</b>	7.63	21.73	25.70	47.43	4.69

## Cortina 2023 FIS Para Alpine Ski World Cup

## Slalom 2

## Run 1 analysis-Hdcp/NetTime

NetTime

Bib	Rnk	Name	Nat	Sec.1 H (Rnk)	Sec.2 H (Rnk)	Time H	Gap H	Sec.1	Sec.2	Time	Gap
31	6	PUIG DAVI Roger	AND	20.36 (5)	22.93 (6)	43.29	5.04	23.15	26.05	49.20	6.46
32	8	WALSH Thomas Charles	USA	20.40 (6)	23.28 (9)	43.68	5.43	21.24	24.24	45.48	2.74
33	10	KEEFE Jesse	USA	20.81 (10)	23.31 (10)	44.12	5.87	21.67	24.27	45.94	3.20
34	3	LINDSTROEM Aaron	SWE	20.31 (4)	22.43 (4)	42.74	4.49	20.31	22.43	42.74	
35	1	BAUCHET Arthur	FRA	18.02 (1)	20.23 (1)	38.25		20.51	23.03	43.54	0.80
36	5	HALL Adam	NZL	20.15 (3)	22.86 (5)	43.01	4.76	24.38	27.67	52.05	9.31
37	13	HARAGHEY Andrew	USA	21.62 (16)	23.65 (13)	45.27	7.02	26.17	28.61	54.78	12.04
38	4	PELIZZARI Federico	ITA	20.45 (7)	22.34 (3)	42.79	4.54	20.45	22.34	42.79	0.05
39	10	KIIVERI Santeri	FIN	20.76 (9)	23.36 (11)	44.12	5.87	21.65	24.35	46.00	3.26
40	12	BENDOTTI Davide	ITA	21.08 (14)	23.55 (12)	44.63	6.38	21.79	24.34	46.13	3.39
41	7	BROISIN Jordan	FRA	20.49 (8)	22.98 (7)	43.47	5.22	21.34	23.92	45.26	2.52
42	14	PFYL Thomas	SUI	20.84 (11)	24.56 (14)	45.40	7.15	23.69	27.91	51.60	8.86
43		TAKAHASHI Kohei	JPN	21.43	24.73	Disqualified		24.36	28.11		
44	16	PAJANTSCHITSCH Nico	AUT	21.94 (17)	24.68 (15)	46.62	8.37	21.94	24.68	46.62	3.88
45		SKOGLUND Arvid	SWE			Did Not Finish					
46	17	KRESS Leander	GER	22.29 (18)	24.77 (16)	47.06	8.81	23.04	25.61	48.65	5.91
47	19	RACHBAUER Manuel	AUT	22.58 (19)	26.23 (19)	48.81	10.56	25.67	29.81	55.48	12.74
48	18	KOIKE Gakuta	JPN	21.33 (15)	25.97 (18)	47.30	9.05	22.24	27.08	49.32	6.58
49	20	VAVERKA Tomas	CZE	22.75 (20)	27.28 (20)	50.03	11.78	25.86	31.00	56.86	14.12

## Men / Sitting

50	10	DRUGAN Ravi	USA	20.61 (9)	23.98 (11)	44.59	5.23	26.19	30.48	56.67	4.41
51	11	HANLON Josh	AUS	21.71 (13)	23.59 (10)	45.30	5.94	27.59	29.98	57.57	5.31
52	14	BREWER Matthew Ryan	USA	22.76 (14)	25.90 (14)	48.66	9.30	28.92	32.91	1:01.83	9.57
53	6	SUZUKI Takeshi	JPN	19.50 (7)	21.95 (5)	41.45	2.09	24.79	27.89	52.68	0.42
54	3	PEDERSEN Jesper	NOR	18.92 (2)	21.90 (4)	40.82	1.46	25.82	29.87	55.69	3.43
55	9	BALCHEN Magnus Valoe	NOR	20.89 (10)	23.11 (8)	44.00	4.64	27.74	30.68	58.42	6.16
56	2	PIERREL Victor	FRA	19.21 (3)	21.20 (2)	40.41	1.05	26.21	28.92	55.13	2.87
57	1	DE SILVESTRO Rene'	ITA	18.46 (1)	20.90 (1)	39.36		24.51	27.75	52.26	
58	5	DE LANGEN Niels	NED	19.44 (5)	21.95 (5)	41.39	2.03	24.71	27.89	52.60	0.34
59	4	BRAZ-DAGAND Lou	FRA	19.34 (4)	21.66 (3)	41.00	1.64	27.00	30.25	57.25	4.99
60	7	MORII Taiki	JPN	19.44 (5)	22.23 (7)	41.67	2.31	26.53	30.32	56.85	4.59
61	8	BISQUERTT HUDSON Nicolas	CHI	19.84 (8)	23.13 (9)	42.97	3.61	27.70	32.30	1:00.00	7.74
62	12	PLANTEY Enrique	ARG	21.56 (11)	24.22 (12)	45.78	6.42	29.42	33.04	1:02.46	10.20
63	13	SPEKSNIJDER Thijn	NED	21.67 (12)	25.85 (13)	47.52	8.16	28.78	34.32	1:03.10	10.84
64	15	DAMAS Christophe	SUI	27.71 (15)	38.46 (15)	1:06.17	26.81	36.80	51.06	1:27.86	35.60

## Cortina 2023 FIS Para Alpine Ski World Cup

## Slalom 2

## Run 2 analysis-Hdcp/NetTime



LIVE timing

Bib	Rnk	Name	Nat	Sec.1 H (Rnk)	Sec.2 H (Rnk)	Time H	Gap H	Sec.1	Sec.2	Time	Gap
-----	-----	------	-----	---------------	---------------	--------	-------	-------	-------	------	-----

## Women / Vision Impaired

1	4	MAZZEL Chiara	ITA	23.20 (4)	26.78 (4)	49.98	3.81	29.06	33.53	1:02.59	4.77
2	1	FITZPATRICK Menna	GBR	21.33 (1)	24.84 (2)	46.17		26.72	31.10	57.82	
3		NIKOU Eva	GRC								
4	2	STARY Elina	AUT	21.49 (2)	24.80 (1)	46.29	0.12	26.92	31.05	57.97	0.15
5	3	AIGNER Veronika	AUT	21.93 (3)	25.60 (3)	47.53	1.36	27.47	32.05	59.52	1.70
6	5	CHOI Sara	KOR	24.30 (5)	28.58 (5)	52.88	6.71	30.44	35.78	1:06.22	8.40
7	6	BENNINK Maaïke	NED	27.31 (6)	31.65 (6)	58.96	12.79	34.20	39.63	1:13.83	16.01

## Women / Standing

8	3	RICHARD Aurelie	FRA	24.76 (3)	27.49 (3)	52.25	6.91	24.76	27.49	52.25	5.04
9	4	ROTHFUSS Andrea	GER	24.94 (4)	27.78 (4)	52.72	7.38	24.94	27.78	52.72	5.51
10	5	SMETISKO Lucija	CRO	26.17 (5)	29.76 (5)	55.93	10.59	26.17	29.76	55.93	8.72
11	7	JOHNSON Allie	USA	28.72 (7)	32.32 (7)	1:01.04	15.70	29.95	33.69	1:03.64	16.43
12	1	AARSJOE Ebba	SWE	21.31 (1)	24.03 (1)	45.34		22.19	25.02	47.21	
13		VASPI Sheyne	ISR	31.30		Did Not Finish		32.36			
14	2	RIEDER Anna-Maria	GER	23.27 (2)	26.81 (2)	50.08	4.74	28.11	32.38	1:00.49	13.28
15	6	PETIT Claire	NED	27.69 (6)	31.40 (6)	59.09	13.75	28.63	32.45	1:01.08	13.87

## Women / Sitting

16		O'BRIEN Saylor	USA								
17	2	PASCUAL SECO Audrey	ESP	23.91 (2)	27.50 (2)	51.41	3.60	30.39	34.94	1:05.33	1.85
18	4	STEPHENS Laurie	USA	25.24 (4)	28.99 (4)	54.23	6.42	33.52	38.49	1:12.01	8.53
19	1	FORSTER Anna-Lena	GER	22.51 (1)	25.30 (1)	47.81		29.89	33.59	1:03.48	
20	3	KIVIRANTA Nette	FIN	24.71 (3)	27.86 (3)	52.57	4.76	33.71	38.00	1:11.71	8.23

## Men / Vision Impaired

21	2	DELEPLACE Hyacinthe	FRA	20.87 (2)	24.92 (2)	45.79	1.07	26.14	31.21	57.35	3.88
22	3	RAUEN Alexander	GER	22.28 (3)	25.50 (3)	47.78	3.06	26.64	30.48	57.12	3.65
23	1	BERTAGNOLLI Giacomo	ITA	20.76 (1)	23.96 (1)	44.72		24.82	28.65	53.47	
24		LEACH Logan	CAN								
25	5	KUBACKA Marek	SVK	23.46 (5)	30.34 (5)	53.80	9.08	42.07	54.39	1:36.46	42.99
26	4	HWANG Mingyu	KOR	23.00 (4)	26.53 (4)	49.53	4.81	27.50	31.72	59.22	5.75
27		JENSEN Patrick	AUS								

## Men / Standing

28	7	BURNHAM Oscar	FRA	22.85 (9)	24.94 (5)	47.79	3.95	22.85	24.94	47.79	0.76
29	5	SEGERS Jules	FRA	22.49 (5)	25.00 (6)	47.49	3.65	25.56	28.42	53.98	6.95
30	17	HALGREN Patrick	USA	24.70 (19)	26.98 (16)	51.68	7.84	25.54	27.88	53.42	6.39

## Cortina 2023 FIS Para Alpine Ski World Cup

## Slalom 2

## Run 2 analysis-Hdcp/NetTime

Bib	Rnk	Name	Nat	Sec.1 H (Rnk)	Sec.2 H (Rnk)	Time H	Gap H	Sec.1	Sec.2	Time	Gap
31	16	PUIG DAVI Roger	AND	22.08 (2)	29.41 (18)	51.49	7.65	25.10	33.42	58.52	11.49
32	2	WALSH Thomas Charles	USA	22.09 (3)	24.51 (3)	46.60	2.76	23.00	25.52	48.52	1.49
33	13	KEEFE Jesse	USA	23.28 (12)	26.33 (13)	49.61	5.77	24.24	27.42	51.66	4.63
34	4	LINDSTROEM Aaron	SWE	22.43 (4)	24.93 (4)	47.36	3.52	22.43	24.93	47.36	0.33
35	1	BAUCHET Arthur	FRA	20.64 (1)	23.20 (1)	43.84		23.50	26.40	49.90	2.87
36	9	HALL Adam	NZL	22.99 (10)	25.06 (7)	48.05	4.21	27.82	30.32	58.14	11.11
37	10	HARAGHEY Andrew	USA	23.27 (11)	25.53 (11)	48.80	4.96	28.16	30.89	59.05	12.02
38	3	PELLIZZARI Federico	ITA	22.71 (7)	24.32 (2)	47.03	3.19	22.71	24.32	47.03	
39	8	KIIVERI Santeri	FIN	22.81 (8)	25.13 (8)	47.94	4.10	23.79	26.19	49.98	2.95
40	11	BENDOTTI Davide	ITA	23.84 (14)	25.43 (10)	49.27	5.43	24.65	26.28	50.93	3.90
41	6	BROISIN Jordan	FRA	22.51 (6)	25.23 (9)	47.74	3.90	23.44	26.27	49.71	2.68
42	19	PFYL Thomas	SUI	24.00 (15)	33.74 (19)	57.74	13.90	27.28	38.35	1:05.63	18.60
43		TAKAHASHI Kohei	JPN								
44	15	PAJANTSCHITSCH Nico	AUT	24.28 (17)	26.57 (14)	50.85	7.01	24.28	26.57	50.85	3.82
45		SKOGLUND Arvid	SWE								
46	12	KRESS Leander	GER	23.76 (13)	25.61 (12)	49.37	5.53	24.56	26.47	51.03	4.00
47		RACHBAUER Manuel	AUT	25.16		Did Not Finish		28.60			
48	14	KOIKE Gakuta	JPN	24.04 (16)	26.72 (15)	50.76	6.92	25.07	27.85	52.92	5.89
49	18	VAVERKA Tomas	CZE	24.52 (18)	29.21 (17)	53.73	9.89	27.87	33.20	1:01.07	14.04

## Men / Sitting

50	11	DRUGAN Ravi	USA	23.42 (11)	25.57 (11)	48.99	5.46	29.76	32.50	1:02.26	4.42
51	9	HANLON Josh	AUS	22.96 (9)	25.21 (9)	48.17	4.64	29.18	32.03	1:01.21	3.37
52	12	BREWER Matthew Ryan	USA	24.66 (12)	28.27 (13)	52.93	9.40	31.34	35.92	1:07.26	9.42
53	7	SUZUKI Takeshi	JPN	22.26 (7)	24.47 (7)	46.73	3.20	28.29	31.10	59.39	1.55
54	1	PEDERSEN Jesper	NOR	20.49 (1)	23.04 (2)	43.53		27.96	31.43	59.39	1.55
55	8	BALCHEN Magnus Valoe	NOR	22.82 (8)	24.37 (6)	47.19	3.66	30.31	32.35	1:02.66	4.82
56	5	PIERREL Victor	FRA	21.39 (4)	24.06 (5)	45.45	1.92	29.19	32.82	1:02.01	4.17
57	2	DE SILVESTRO Rene'	ITA	20.95 (2)	22.61 (1)	43.56	0.03	27.82	30.02	57.84	
58		DE LANGEN Niels	NED			Did Not Finish					
59	4	BRAZ-DAGAND Lou	FRA	21.44 (5)	23.58 (4)	45.02	1.49	29.94	32.92	1:02.86	5.02
60	3	MORII Taiki	JPN	21.21 (3)	23.20 (3)	44.41	0.88	28.94	31.64	1:00.58	2.74
61	6	BISQUERTT HUDSON Nicolas	CHI	22.24 (6)	24.47 (7)	46.71	3.18	31.06	34.16	1:05.22	7.38
62		PLANTEY Enrique	ARG	22.32		Did Not Finish		30.45			
63	10	SPEKSNIJDER Thijn	NED	23.12 (10)	25.24 (10)	48.36	4.83	30.70	33.51	1:04.21	6.37
64	13	DAMAS Christophe	SUI	27.09 (13)	26.92 (12)	54.01	10.48	35.97	35.75	1:11.72	13.88